



**RIPPA**

# R906T

Standard bucket capacity: 0.6m<sup>3</sup> | Rated power: 18.2kw |  
Rated charging quality: 600kg



# NEW POWER

Paired with Perkins 84527R (EPA4)/Xinchai 3B11(Euro 5) engine is available for you to choose from, providing more power support for driving. Soft roar, elegant start, strong and stable output power, have been proven by the market



## REDUCE FUEL CONSUMPTION



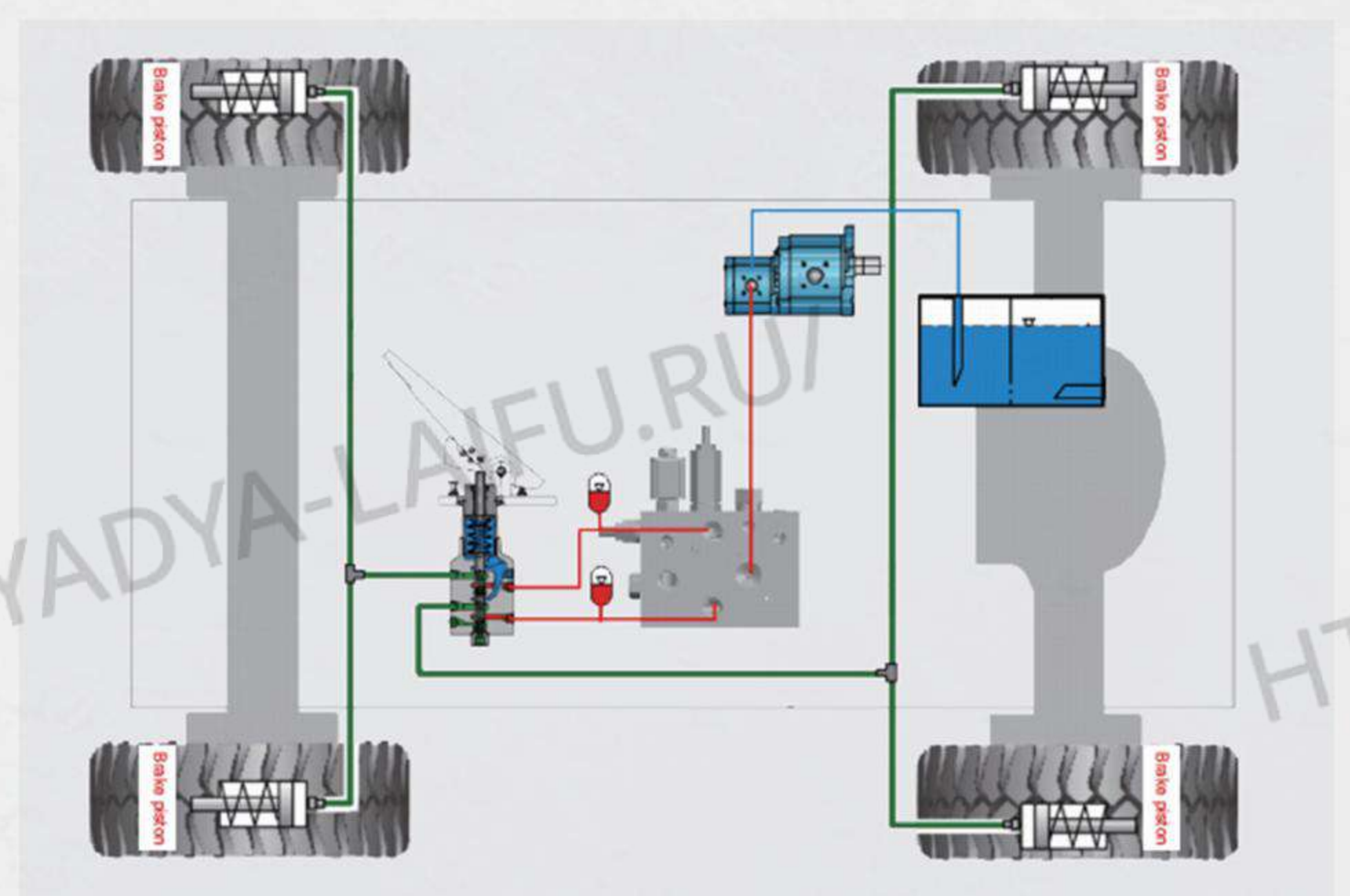
The above data are all obtained under ideal testing conditions, and there may be some deviations from the actual testing data for reference only.

### Precise combustion control

An electronically controlled high-pressure common rail fuel system is used to achieve precise combustion control. Intelligently adjust the power curve to meet multiple working modes to achieve high efficiency and fuel saving. The engine cylinder adopts a new reinforced design with a 30% increase in hardness. It has great advantages under low-speed and high-torque working conditions, and also has stable and strong power performance under high-intensity and long-term working conditions.

### Fully hydraulic braking system

It adopts full hydraulic braking, independent control of front and rear dual circuits, and dual insurance, which is safer, more reliable and more sensitive.





## ENGINE

Manufacturer Equipped with Perkins/Xinchai

### - Economically fuel-efficient, with enhanced power

- Can meet emission requirements without adding urea; The power is optimized and matched, with high fuel efficiency, large
- low-speed torque, strong power and high operating efficiency. An electronically controlled high-pressure common rail fuel system is
- used to achieve precise combustion control. Intelligently adjust the power curve to meet multiple working modes to achieve high efficiency and fuel saving

### - Efficient production capacity and increased profits

- The high-efficiency engine combined with the large-capacity bucket and mine-type reinforced chassis comprehensively improves production capacity.
- The telescopic boom which can reach 3.0m greatly increase it's working scope.
- It adopts a fixed-axis gearbox, an industry classic transmission, with direct and efficient transmission, stable quality and high reliability.

### - High quality and durable

- The seals, valve & joystick handle are famous products which guarantee that it's a reliable long lasting machine.
- Over-heavy load accelerated reliability test verification to meet the needs of various harsh working conditions.

### - Comfortable cab

The transmission system is optimized, shock absorption and noise reduction make driving safe and comfortable; Toyota's semi-enclosed seats are as comfortable as passenger cars. Make it convenient and considerate for users to use,



### STURDY TELESCOPIC ARM

Telescopic wheel loaders have telescopic arms, thus significantly increasing the lifting height and reach compared to regular wheel loaders with loading arms. These machines offer features such as high maneuverability and good all-round visibility due to the central seating position and high lift capacity.



### ERGONOMIC JOYSTICK

The joystick is safe and comfortable in the hand. Controls are both direct and responsive. This means the driver always has control of the machine and its most important functions.




### ARTICULATED SWING JOINT FOR MAXIMUM TRACTION

With articulated swing joints, all four wheels maintain traction even on uneven terrain. This increases the machine's productivity and allows the operator optimal control. The optimal ratio of articulation and swing angles ensures high traction, which makes the machine easy to maneuver.



### FRONT AND REAR AXLE DIFFERENTIAL

Differential lock ensures maximum traction and thrust when needed. This increases the efficiency of the machine. During normal driving, the differential lock is closed, which is safe and reduces tire wear, thus saving operating costs.



### Multifunctional electronic instruments

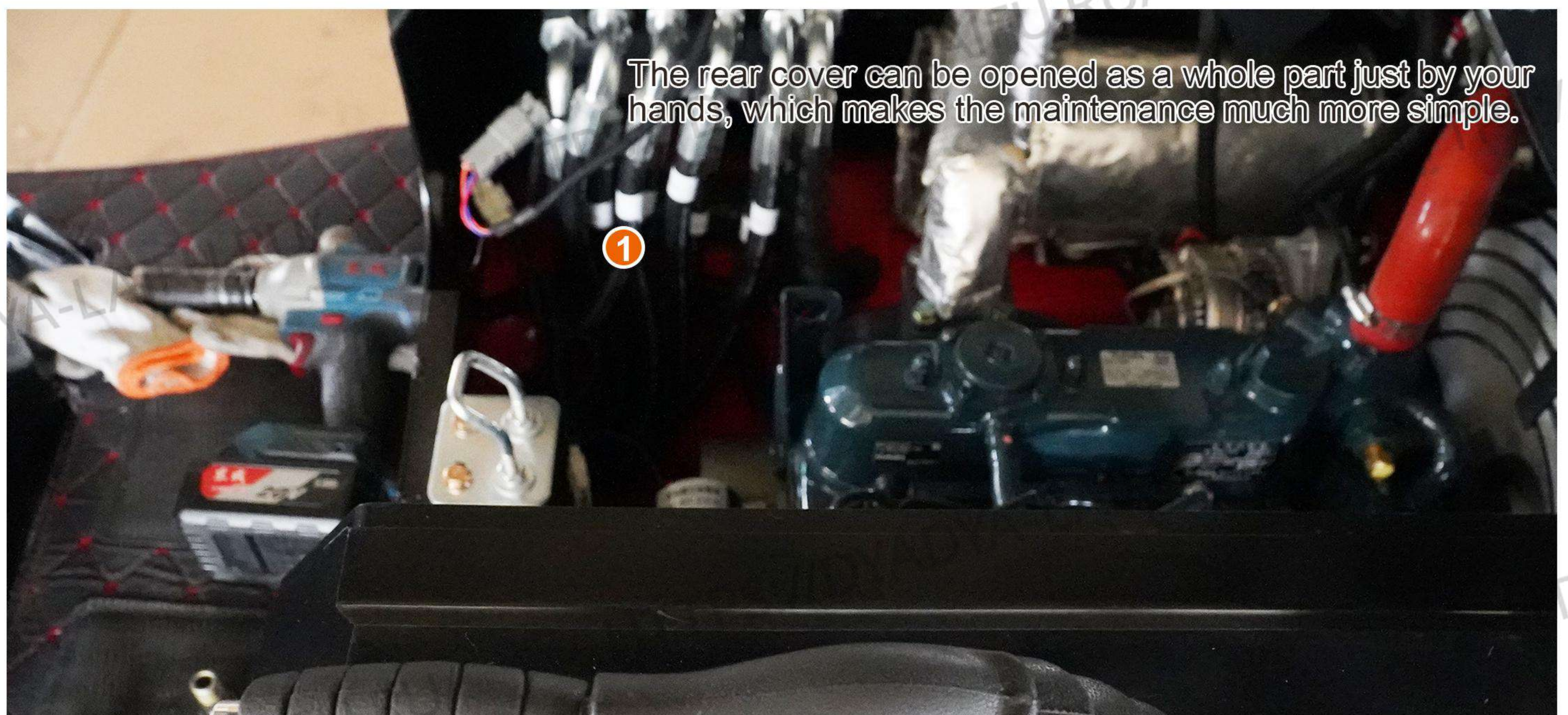
- a.** Fuel consumption management: It can confirm the amount of oil and changes in hydraulic oil in the dashboard, and can also initialize the usage time and change the maintenance product replacement cycle
- b.** Wire harness box: It is convenient for circuit maintenance and has the characteristics of good air tightness and beautiful appearance.
- c.** Auxiliary button: the vehicle's whistle, turning lights, and switch lights, one-button control is convenient and fast
- d.** Electric switch: The main power switch of the machine, one-button power-off
- e.** Handbrake: The handbrake used when parking. Its function is to prevent the car from rolling away automatically when no one is around.

## CONVENIENT, FAST AND ECONOMICAL MAINTENANCE

New and convenient maintenance settings provide customers with convenient and fast usage conditions.



Обзор на мини-погрузчик RИРРА R906T от Дядя Лайфу



# RELIABLE AND CONVENIENT MAINTENANCE SYSTEM

## The engine cover adopts humanized design

Continuing the design of maintenance convenience, repairs or inspections can be easily completed.



### 1.Extra large bucket

The super strong bucket is machine welded, strong and durable, and can be used for transportation operations in various complex terrains and environments, and can meet the needs of long-term and high-intensity operations.

### 3.Oil cylinder

The reinforced design and integrated design effectively reduce the welding seams, making the structure more compact and the whole more coordinated. It not only significantly improves the durability of the cylinder, but also enables it to maintain stable performance in various complex environments.

### 5.Off-road tires

Tough and durable, extremely wear-resistant! Whether it is muddy wetlands or rugged mountain roads, it can easily handle it and provide you with a stable and safe driving experience.

### 2.Heavy duty axle

Both the front and rear drive axles have reinforced structures, adopt full hydraulic braking, and are equipped with split clamps. Easy to maintain. The rear axle is an integral swing frame, which has a more reliable structure and is more suitable for heavy-load working conditions. It greatly improves product reliability and has a long service life.

### 4.Strengthen the frame

The large-span frame strengthens the structure, focusing on strengthening the installation position of the steering cylinder. The frame has better reliability and can adapt to a wider range of working conditions.

# MAIN SPECIFICATIONS

Model	R906T
Rated bucket capacity (m3)	0.6
Maximum driving speed (km/h)	0-12
Gradeability(%)	25
Rated charging mass (kg)	600
Maximum discharge height (mm)	3000
Discharging distance (mm)	1630
Bucket lifting time full load (s)	8
Bucket lowering time (s)	4
Minimum turning radius (m)	2.8
engine model	Perkins 84527R (EPA4)/Xinchai 3B11
Rated speed (r/min)	3000
Rated power (kw)	18.2
Displacement	1.123
Number of cylinders	3
Big arm length (mm)	1220
Forearm length (mm)	1610



# > VARIOUS ASSISTIVE DEVICES



Quick change



snowplow



Grab a wooden fork



Fork



Bulldozer



snow shovel



4-in-1 bucket



6-in-1 bucket